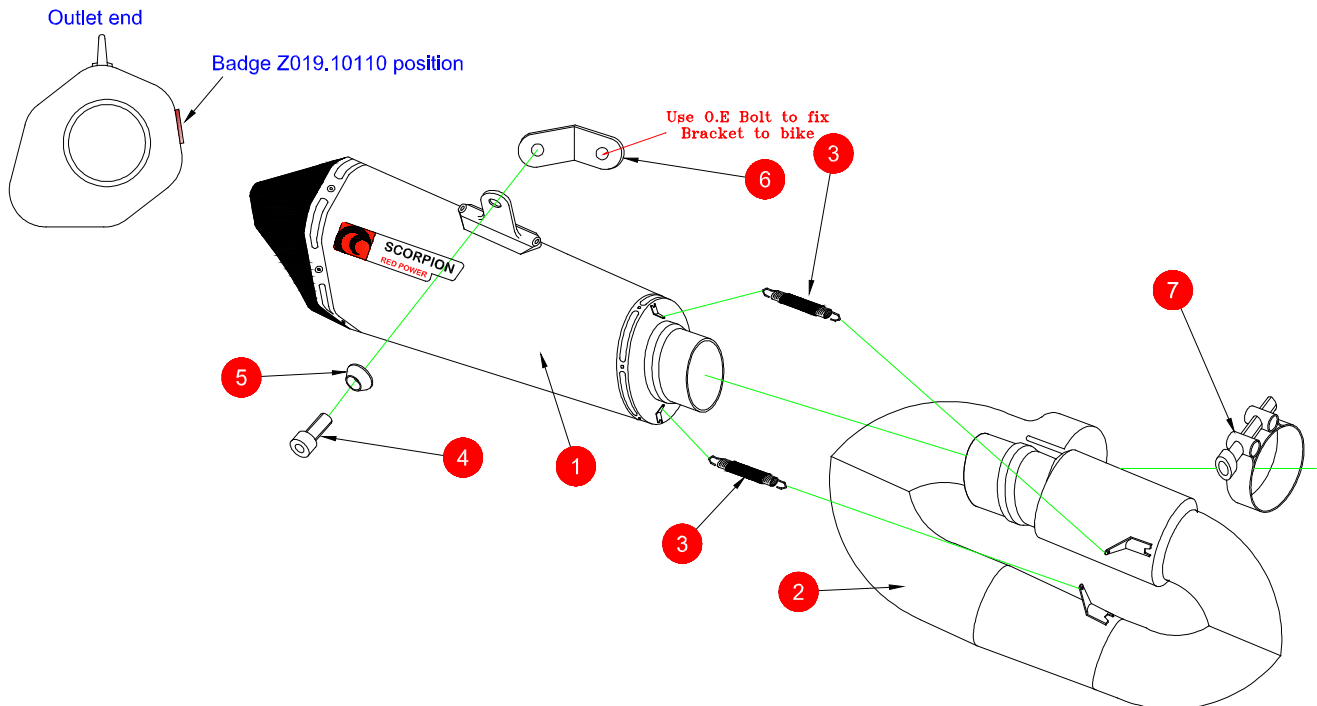


BIKE	HONDA CBR 1000 RR	PART NO.	RHA - 162
YEAR	2014 - ON	FIT KITS	Z039.10520
NOTES	Retain for future reference, where not supplied use O.E fittings.	FEATURES	DB KILLER Z038.10043 (V)



- | | |
|--|------------------------------|
| 1 Serket Silencer 275mm RSC299 | 7 59-63mm Clamp (Z016.10001) |
| 2 Connecting Pipe CP782 | |
| 3 2 x Rubber Coated Springs (Z028.10030) | |
| 4 M8 x 16mm Cap Head Bolt (Z017.10808) | |
| 5 Alloy Bolt Finisher (Z026.20068) | |
| 6 Mounting Bracket (Z015.31046) | |

E-MARK OVAL	HA-95 2295
ISSUE NO.	0
DATE	30/04/14
AUTHORISED	T.Rowley
CHECKED	

NOTE: ENSURE SCORPION SYSTEM IS CLEAR OF MOVING PARTS AND ALL ORIGINAL FUNCTIONS WORK CORRECTLY.

Fitting instructions overleaf:



Box: PLOCK 3

BIKE	HONDA CBR 1000 RR	PART NO.	RHA-162
YEAR	2014 - ON	FIT KITS	Z039.10520
NOTES		FEATURES	DB KILLER Z038.10043(V)

CONTINUED FROM OVERLEAF:



A) Remove panel to allow access to servo wheel and cable.

B) Remove cable from servo wheel; turn the wheel 45° clockwise, this make the cable easier to remove.

C) Loosen O.E clamp on exhaust.

D) Remove O.E mounting bolt on foot peg (keep this as it will be needed later to fit Scorpion system.)




E) Slowly remove the O.E system; take care with feeding out the servo cable.

F) Slide clamp onto CP782 then introduce the connecting pipe CP782 onto O.E pipe work. (don't fully tighten the clamp.)

G) Scorpion CP782 should sit like this on the bike.


H) Using the line drawing fit the mounting bracket to the silencer, slide the silencer onto CP782 then use O.E mounting bolt to fix the silencer to the bike (don't fully tighten the bolts.)



Box: PLOCK 3

BIKE	HONDA CBR 1000 RR	PART NO.	RHA-162
YEAR	2014 - ON	FIT KITS	Z039.10520
NOTES		FEATURES	DB KILLER Z038.10043(V)

CONTINUED FROM OVERLEAF:



l) Now attach the two rubber coated springs to the silencer and CP782.

Once this is all done, adjust the system so that it doesn't come in contact with any of the bikes equipment or O.E parts, once happy tighten up all bolts and the clamp.

Box: PLOCK 3

BIKE	HONDA CBR 1000 RR	PART NO.	RHA-162
YEAR	2014 - ON	FIT KITS	Z039.10520
NOTES		FEATURES	DB KILLER Z038.10043 (V)

Thank you for purchasing your Scorpion Silencer.

Care of your exhaust: Please refrain from cleaning silencer with heavy solvents or abrasives!

Vielen Dank Für den kauf eines Scorpion Schalldampfers! Pflegehinweis: Bitte verwenden Sie niemals Scheuermittel oder aggressive Reiniger zur Pflege Ihres Auspuffes!

Merci d'avoir choisi un echappement Scorpion.

Entretien de votre silencieux: Ne pas utiliser de solvants ou de produits abrasifs!

"Muchas gracias por adquirir un Silencioso Scorpion. Le recomendamos no limpiar el silencioso con productos abrasivos o aquellos que contengan disolventes."